



HOW TO USE OUR PLATFORM (REV 1.1)



TABLE OF CONTENT

Whether you're a beginner or an experienced user, this comprehensive guide is your go-to resource for getting the most out of SCALP FUTURES TRADING.

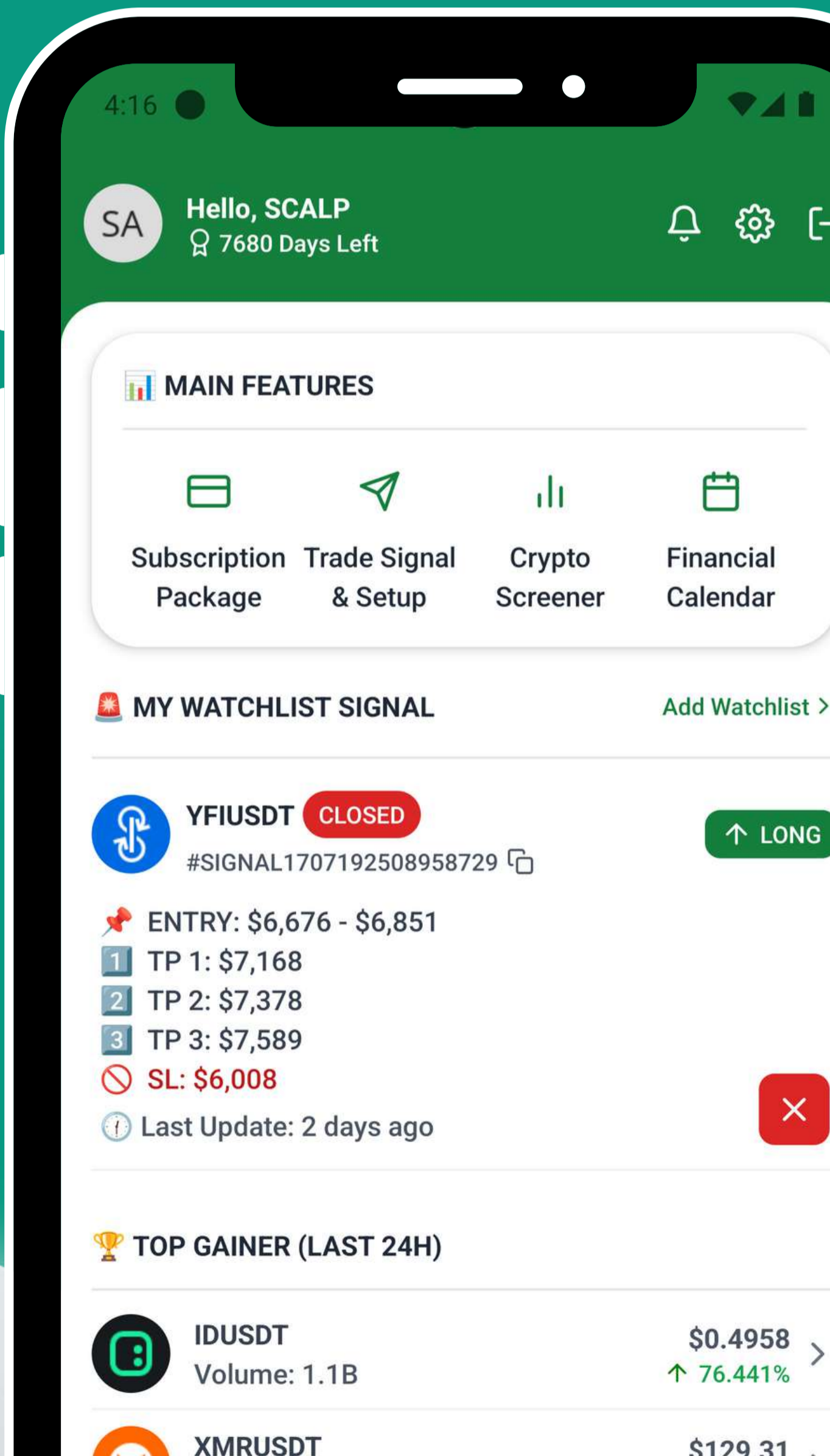
- 01 Introduction
- 02 Setting Up Your Account
- 03 Features Trading Signals
- 04 Features Crypto Screener
- 05 Features Financial Calendar
- 06 Subscription Packages
- 07 Trading Tips & Strategies
- 08 Community and Support
- 09 Troubleshooting & Feedback
- 10 Frequently Asked Questions



WWW.SCALPFUTURES.ID


Introduction

Welcome to SCALP Futures Platform — your comprehensive gateway to mastering the art of trading in today's fast-paced financial markets. Our platform is designed to equip you with the knowledge, tools, and real-time data needed to make informed decisions in the realm of stocks, cryptocurrencies, and forex.





WWW.SCALPFUTURES.ID



Setting Up Your Account

Setting up your account is the first step towards accessing a suite of tools that will enhance your trading experience. This section of the user guide will walk you through the process of creating and configuring your account, ensuring you're well-equipped to start trading.

The screenshot shows a web form titled "Personal Information" with a "Verify Now" button in the top right corner. The form is divided into several sections:

- Personal Information:** Includes fields for "Fullname" (placeholder: "Your Fullname"), "Email Address" (placeholder: "demo@scalpfutures.id"), "Username Discord" (placeholder: "[Not Authenticated]"), and "Username TradingView" (placeholder: "https://www.tradingview.com/u/[username]").
- Change Password (Optional):** Includes fields for "Current Password", "New Password", and "New Password Confirmation", all with asterisks as placeholders.
- Connect Discord Account:** A button with the Discord logo and the text "JOIN THE CHAT DISCORD Connect Discord Account".
- Buttons:** "Reset Form" and "Save Data" buttons are located at the bottom right.

- Verify your email address by clicking button **“Verify Now”** – Then check your inbox or spam folder for the verification email.
- Complete your profile information, only two fields are required: are your **Fullname & Username TradingView** (*Only Username*).
- Set up your discord account to get started, just click the button **“Connect Discord Account”** and follow the instructions.



WWW.SCALPFUTURES.ID

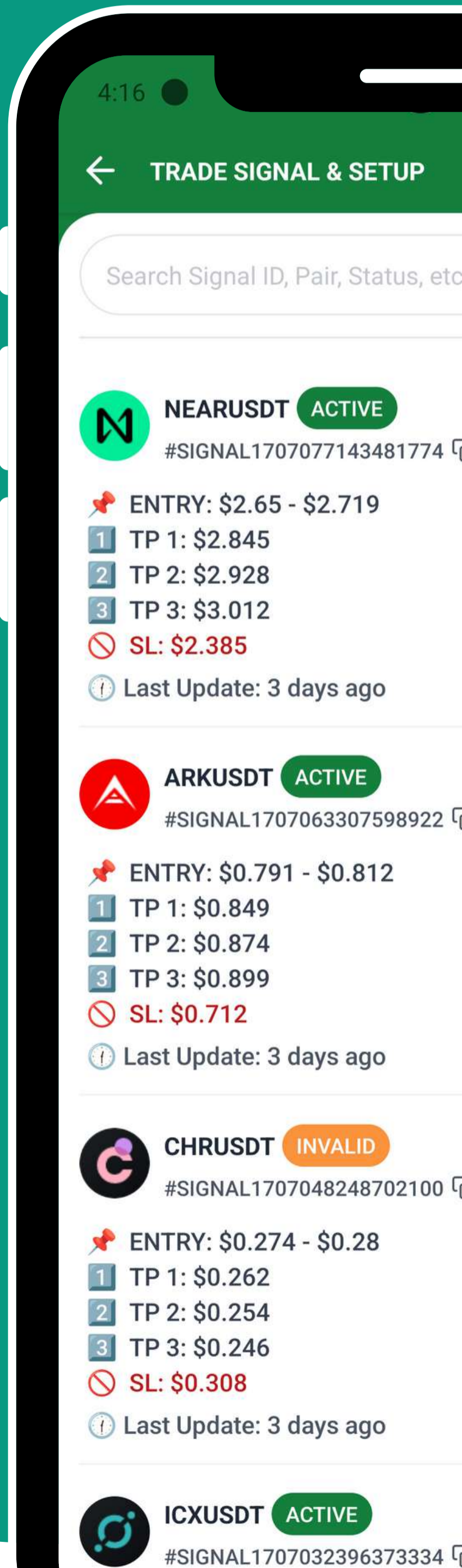


Features Trading Signals

SCALP Futures Platform, use advanced tools to give you precise market insights. Our main tool, the "OxEngine," is a powerful algorithm created by our team. The OxEngine algorithm combines machine learning with well-known techniques like Elliott Wave Theory, GANN Analysis, and Fundamental Analysis. This mix of modern technology and proven methods helps us provide you with accurate and reliable information about the market.

Trade Signal Status

- All trade signals status are considered valid and remain active until the predetermined stop-loss level is reached, at which point the trade is closed.
- Traders should consider using limit orders to secure a favorable average price when entering a trade position, particularly in volatile or fast-moving markets





WWW.SCALPFUTURES.ID

Features Trading Signals

Trade Execution



A trader can analyze the details of a trading signal and observe subsequent market movements to make informed decisions. By examining the specifics of a signal, including the entry point, stop loss, and take profit levels, a trader gains insights into the potential risk and reward of a trade.

Monitoring market movements after a signal is received is crucial for adjusting strategies, such as moving stop losses to break even or taking partial profits. This approach allows traders to respond dynamically to the market, potentially maximizing gains or minimizing losses based on real-time conditions.

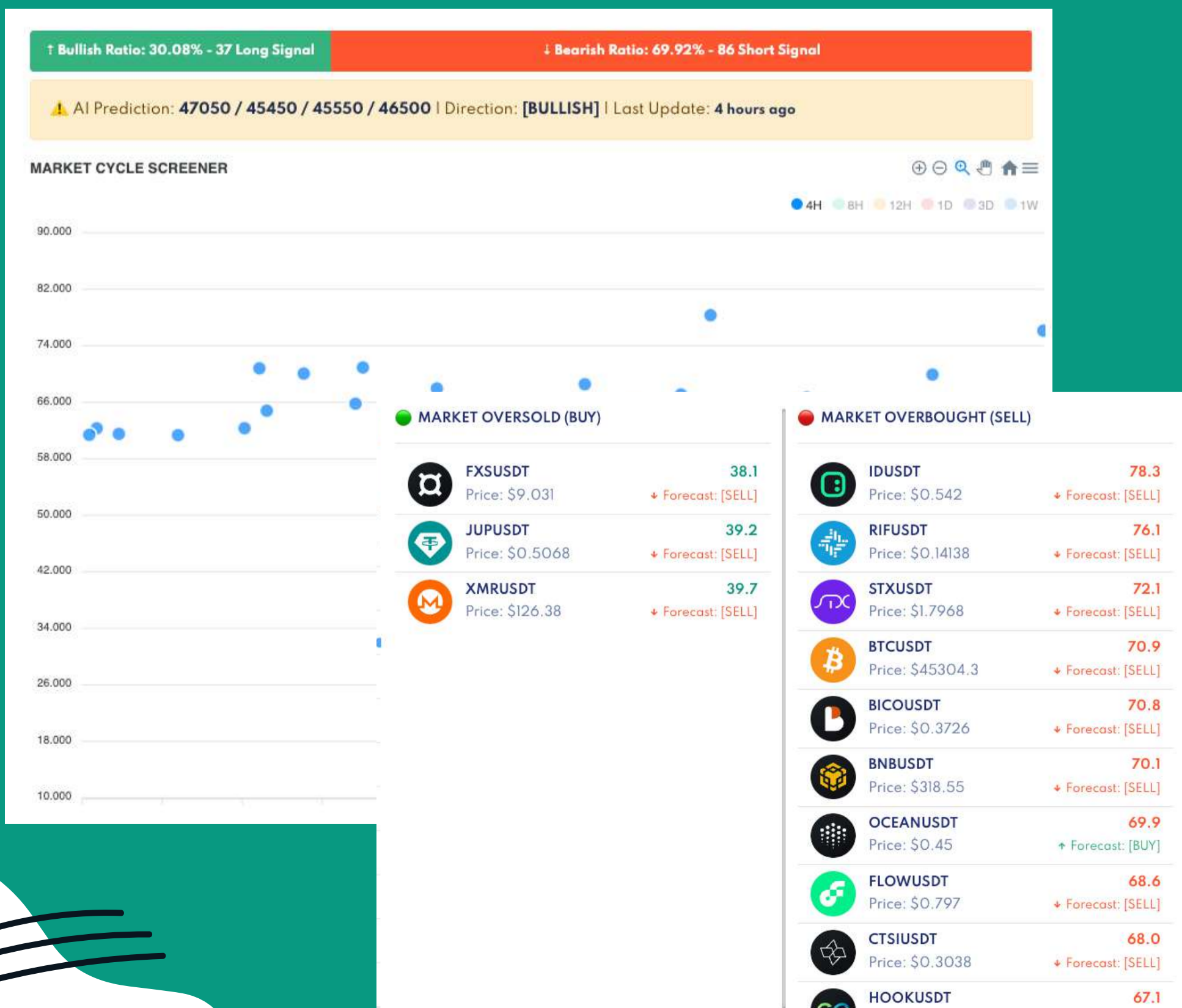
We are committed to enhancing our algorithms to deliver more accurate results in future trading endeavors.



Features Crypto Screener

The Crypto Screener employs advanced algorithms and data analysis to assess the current state of various cryptocurrency markets. It evaluates a range of factors, such as historical price movements, trading volumes, and other market indicators, to generate predictions about the future direction of specific cryptocurrencies.

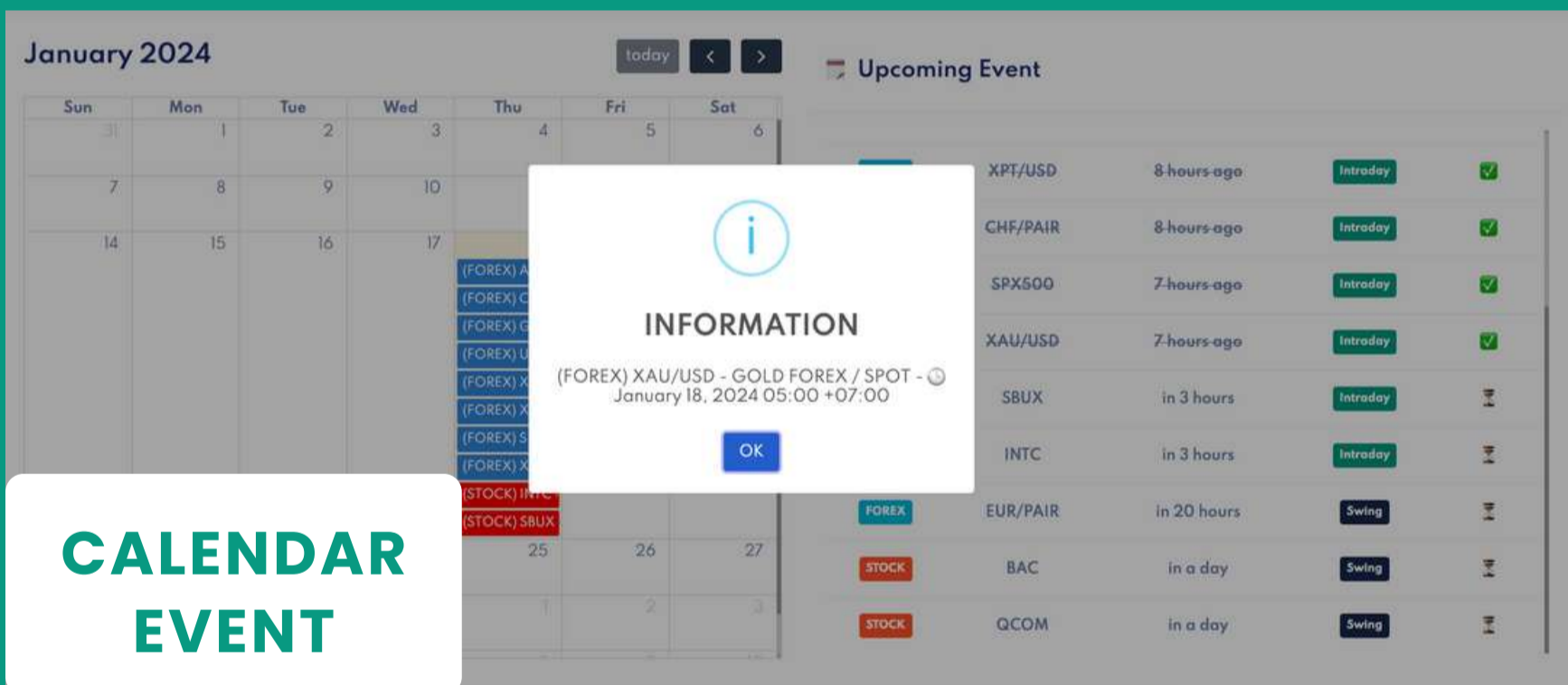
This is feature that provides AI-generated predictions for market trends in the world of cryptocurrencies, indicating whether the direction is oversold (favorable for buying) or overbought (indicating a potential selling opportunity).



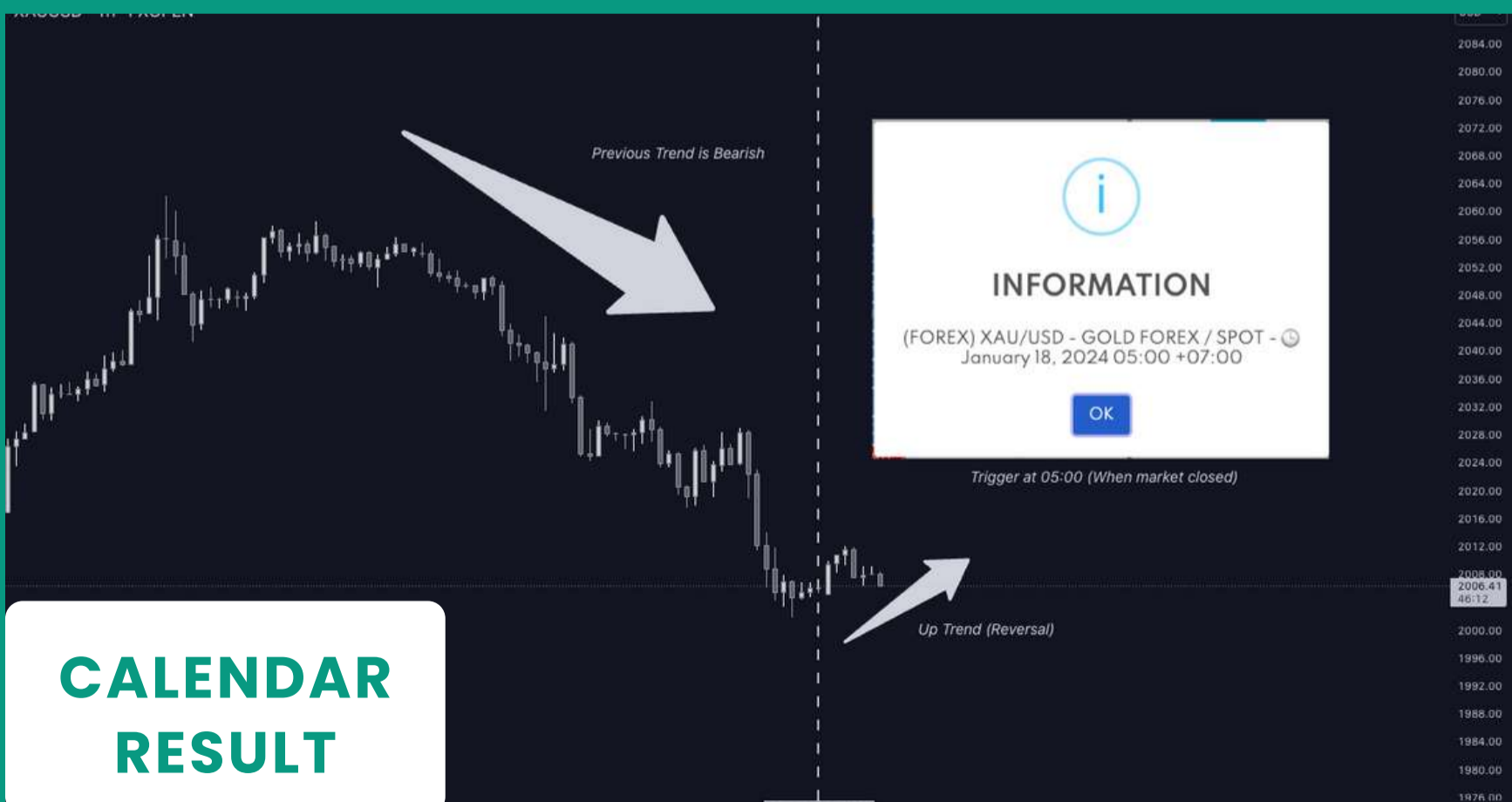


Features Financial Calendar

This features using AI algorithms to predict reversal trends in the market. Reversal in market trends refers to a change in the direction of a market's price movement. For example, if a market has been in a bearish trend (where prices are generally falling), a reversal to a bullish trend would mean that prices are now expected to rise. These trend reversals are often driven by various factors such as economic data, news events, investor sentiment, and technical analysis indicators.



CALENDAR EVENT



CALENDAR RESULT



WWW.SCALPFUTURES.ID

Subscription Packages

We offer a range of subscription packages designed to cater to your unique trading needs and goals. This section will guide you through the options available, how to purchase a subscription, and manage it effectively.

To subscribe to a package :

1. Navigate to the "Subscription Package" menu.
2. Select the plan that suits your needs and click "Buy Now" or "Subscribe Plan" button.
3. Choose your payment method and complete the transaction securely.
4. Once the payment is success, your subscription will be activated immediately.

Each subscription package includes access to our exclusive Discord community. By joining, you'll unlock member roles that grant you access to a wealth.

Important! our subscription packages are non-refundable, and cancellations are not allowed.

 Skill Builder	\$7,99 / 7 Day IDR 129K / 7 Hari	Enhance skill with advanced signals and tools for a week of trading.
 Pro Trader's	\$17 / 14 Day IDR 240K / 14 Hari	Expand expertise, two-week access to advanced trading insights.
 Ultimate Edition	\$27,99 / 30 Day IDR 450K / 30 Hari	Focus in-depth trading analysis for serious month-long success.



Trading Tips & Strategies

The SL+ (Stop Loss Plus) strategy is a dynamic approach to managing risk and securing profits in trading. It's especially useful in volatile markets, where price movements can be unpredictable. By adjusting your stop loss levels as your trade progresses favorably, you can protect your gains and minimize potential losses. Here's how you can implement the SL+ strategy effectively :

- **Setting Initial Stop Loss:** Place your initial stop loss (SL) at a level that represents an acceptable risk for the trade. This is the maximum amount you are willing to lose if the market moves against your position.
- **Adjusting to Entry Price After Hitting TP1:** Once your trade hits TP1, adjust your stop loss to your entry price. This adjustment means you're no longer risking your initial capital on the trade. At this point, you're playing with "house money," as even if the market reverses and hits your adjusted SL, you'll exit the trade without a loss.
- **Moving SL to TP1 After Hitting TP2:** If the market continues in your favor and reaches TP2, adjust your stop loss again, this time to the TP1 level. This strategy secures a portion of your profits by ensuring that if the market reverses from this point, you'll still exit the trade with some gains.



WWW.SCALPFUTURES.ID

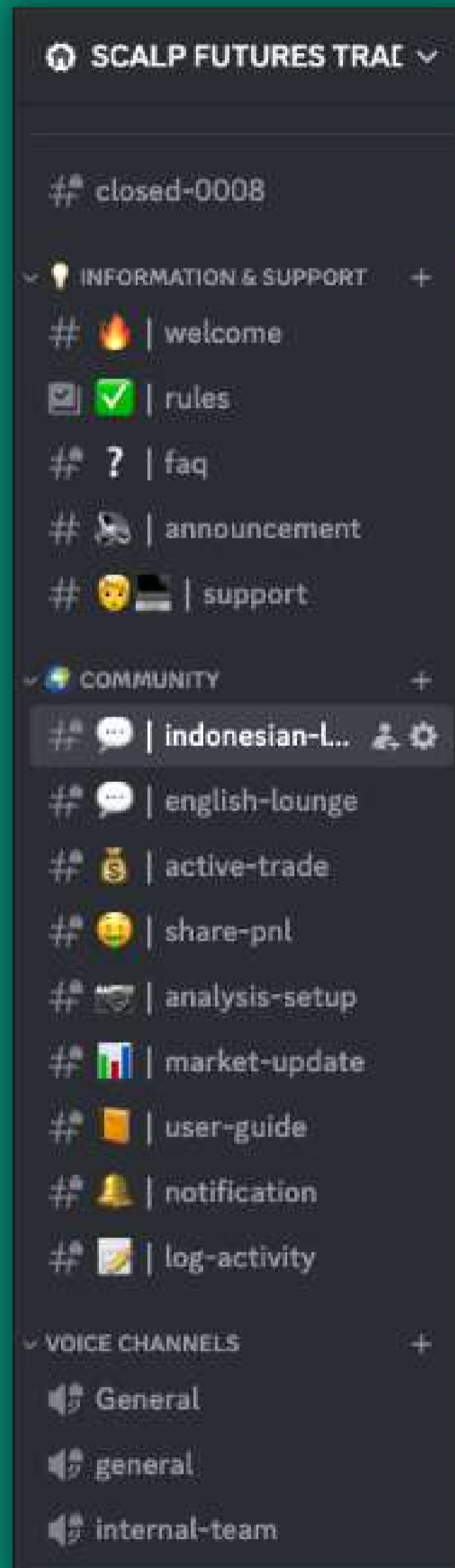


Community and Support

Our active community on Discord is a place for traders of all levels to connect, share insights, and learn from each other. Whether you're looking for trading strategies, market analyses, or just want to chat with fellow traders, our community channels are the perfect place to engage.

We believe in continuous improvement and value your feedback. If you have suggestions on how we can enhance the community experience or our platform, please feel free to share them in the community channels or directly through our support tickets. Your input helps us grow and serve you better.

Remember, whether you need technical support, have questions about your subscription, or want to share your trading success story, our community and support team are here for you.





WWW.SCALPFUTURES.ID




Troubleshooting & Feedback

Your feedback is invaluable in helping us improve SCALP Futures Signal. Whether you have suggestions for new features or have encountered a bug, we want to hear from you.

- **Feedback:** For feature requests, suggestions, or general feedback, please contact us via the community channels on Discord. Your insights help us tailor SCALP Futures Signal to better meet your trading needs.
- **Reporting Bugs:** If you encounter a bug or technical issue, please contact us directly at support@scalpfutures.id. Include a detailed description of the issue, any error messages you received, and steps to reproduce the problem, if possible. Screenshots or screen recordings can also be incredibly helpful.

Our dedicated support team will investigate the issue and work diligently to provide a resolution. We strive to address all reports promptly and will keep you updated on our progress.



WE WANT YOUR
FEEDBACK



Frequently Asked Questions (FAQs)

Q:

How do I get started with SCALP Futures Trading Platform or App?

#1

A:

To get started, download the SCALP Futures Signal app from the Play Store, sign up for an account, and choose a subscription package that suits your needs.

Q:

What kind of trading signals does SCALP Futures Platform provide?

#2

A:

SCALP Futures offers real-time trading signals. These include SHORT and LONG signals, market analysis, and AI-driven predictions to help you make informed trading decisions.



Frequently Asked Questions (FAQs)

#3

Q: How are trading signals generated?

A: Our trading signals are generated through a combination of AI analysis, market trends, and insights from experienced traders to ensure accuracy and relevance.

#4

Q: Can I access SCALP Futures Platform on multiple devices?

A: No. If you need to reset your device access—for instance, if you're changing your phone or computer—please contact us directly at our support email.



Frequently Asked Questions (FAQs)

#5

Q: How can I join the SCALP Futures Trading Discord community?

A: Navigate to the "User Settings" menu - Scroll down to the bottom of the form where you'll find a Discord hyperlink. To unlock premium content, you must have an active subscription plan.

#6

Q: Can I share my account with others?

A: No, sharing your account is prohibited to maintain privacy and confidentiality. Violating this policy may result in a permanent ban from our platform.